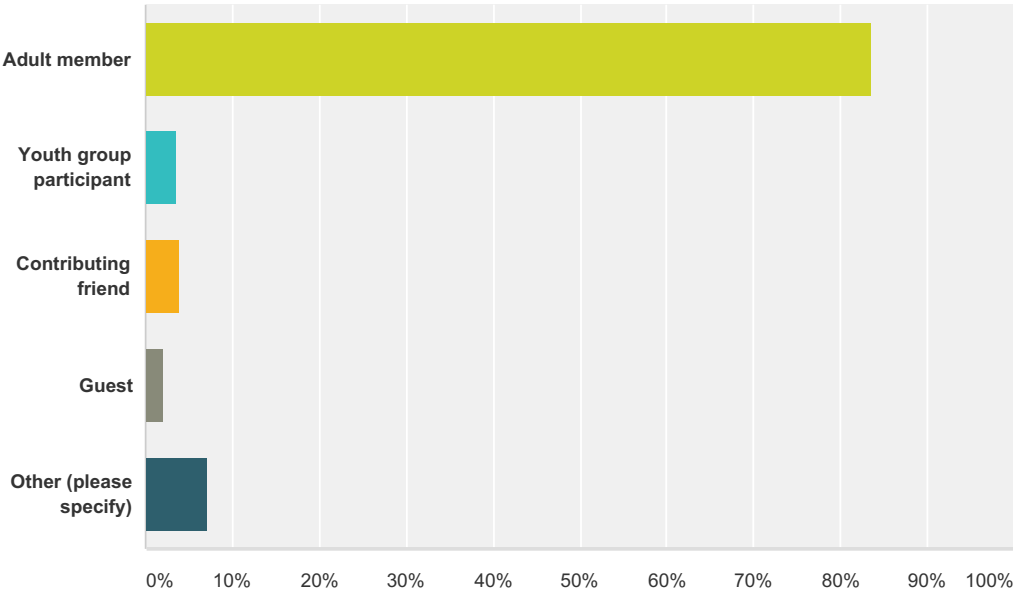


Q1 What is your affiliation with this Church?

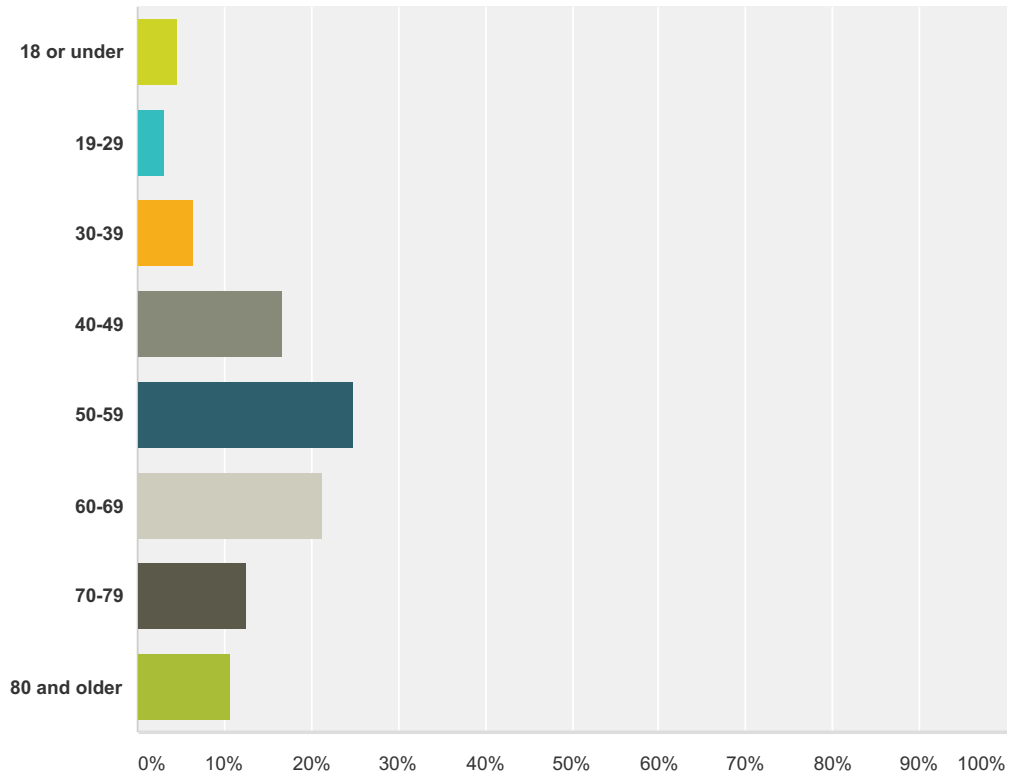
Answered: 199 Skipped: 0



Answer Choices	Responses	
Adult member	83.42%	166
Youth group participant	3.52%	7
Contributing friend	4.02%	8
Guest	2.01%	4
Other (please specify)	7.04%	14
Total		199

Q2 What is your age?

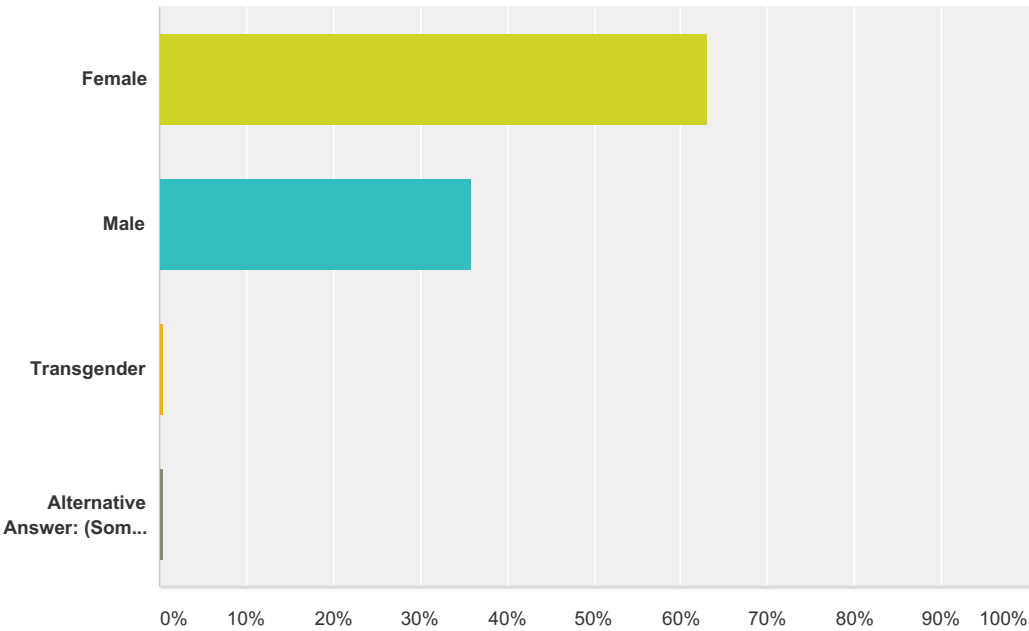
Answered: 198 Skipped: 1



Answer Choices	Responses
18 or under	4.55% 9
19-29	3.03% 6
30-39	6.57% 13
40-49	16.67% 33
50-59	24.75% 49
60-69	21.21% 42
70-79	12.63% 25
80 and older	10.61% 21
Total	198

Q3 What is your gender identity

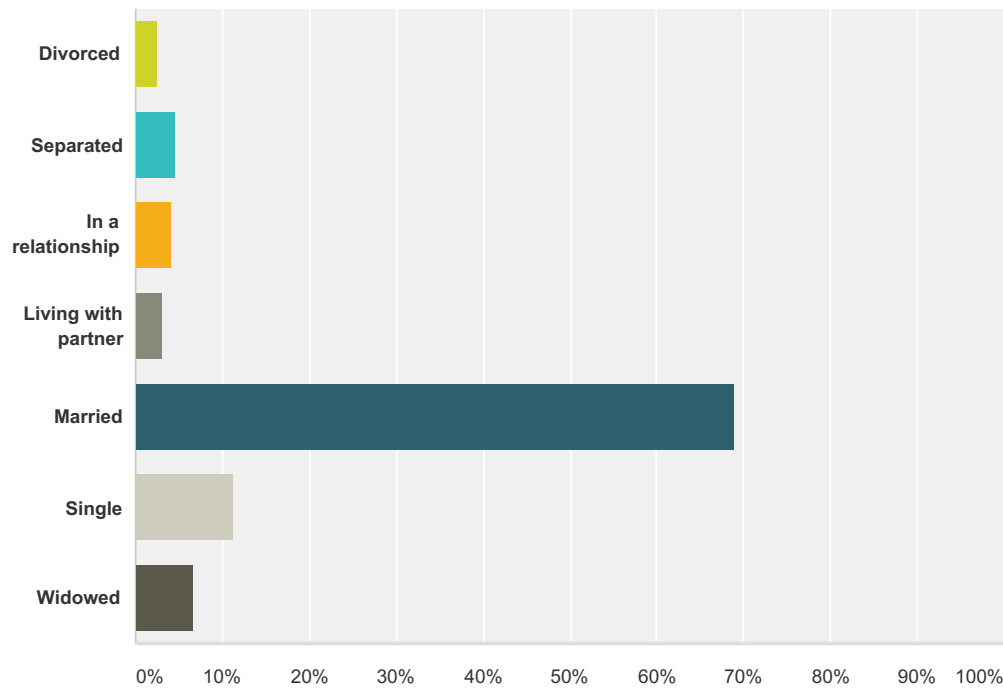
Answered: 195 Skipped: 4



Answer Choices	Responses
Female	63.08% 123
Male	35.90% 70
Transgender	0.51% 1
Alternative Answer: (Some alternative answers are: agender, androgyne, bigender, genderfluid, genderqueer, intersex, transgender female, transgender male.)	0.51% 1
Total	195

Q4 What is your current relationship status?

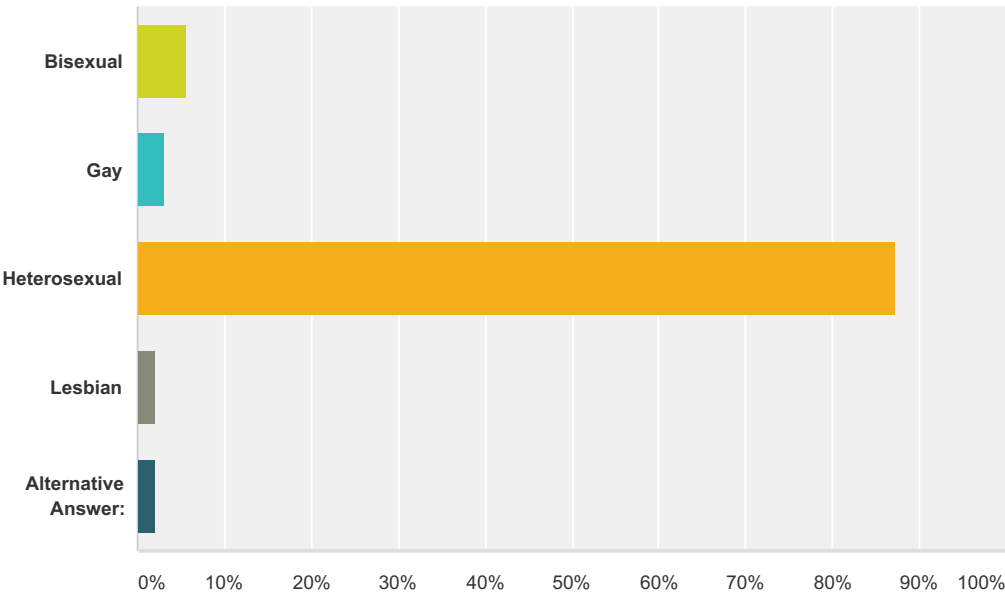
Answered: 196 Skipped: 3



Answer Choices	Responses	
Divorced	2.55%	5
Separated	4.59%	9
In a relationship	4.08%	8
Living with partner	3.06%	6
Married	68.88%	135
Single	11.22%	22
Widowed	6.63%	13
Total Respondents: 196		

Q5 What is your sexual orientation?

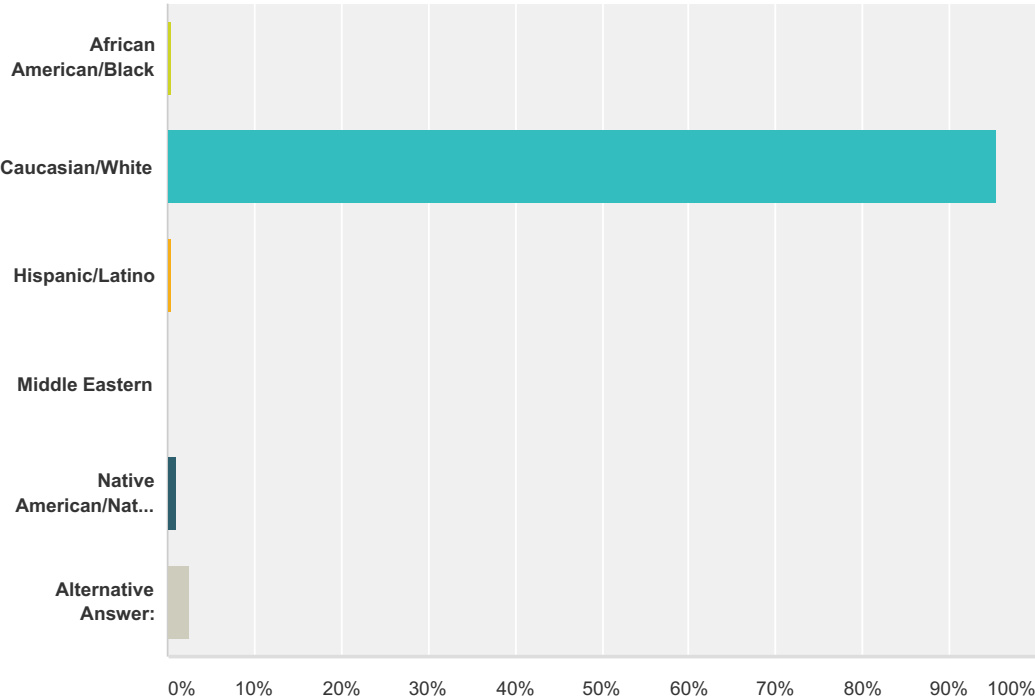
Answered: 195 Skipped: 4



Answer Choices	Responses	
Bisexual	5.64%	11
Gay	3.08%	6
Heterosexual	87.18%	170
Lesbian	2.05%	4
Alternative Answer:	2.05%	4
Total		195

Q6 What is your ethnic/racial background?
Select all that apply.

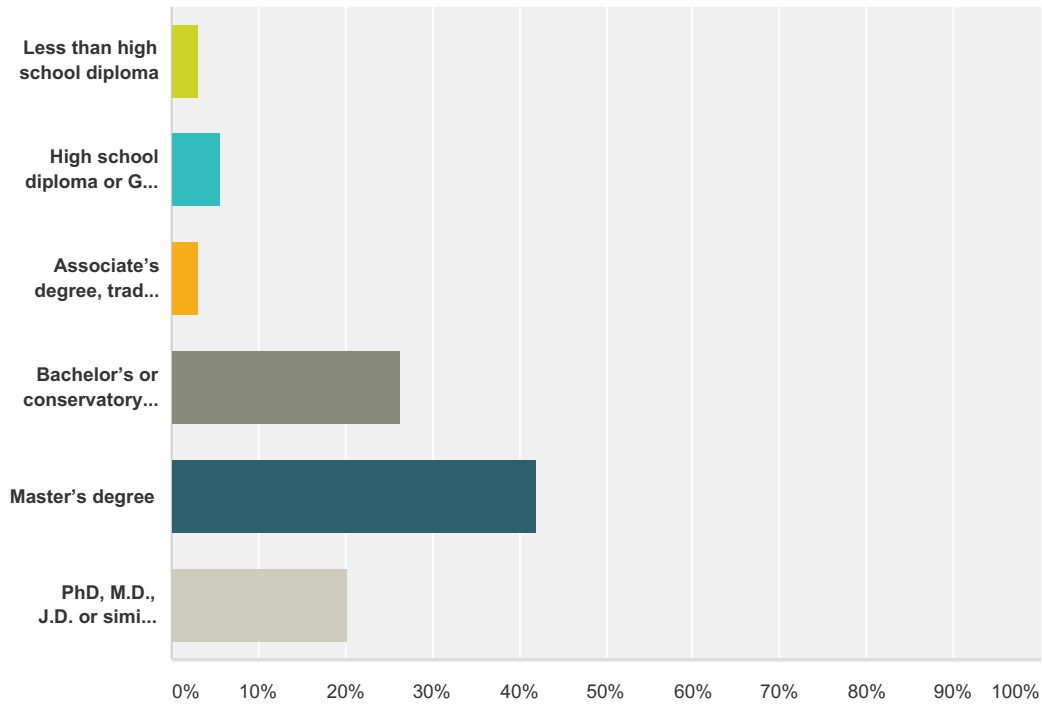
Answered: 196 Skipped: 3



Answer Choices	Responses	
African American/Black	0.51%	1
Caucasian/White	95.41%	187
Hispanic/Latino	0.51%	1
Middle Eastern	0.00%	0
Native American/Native Alaskan	1.02%	2
Alternative Answer:	2.55%	5
Total		196

Q7 What is your highest level of education?

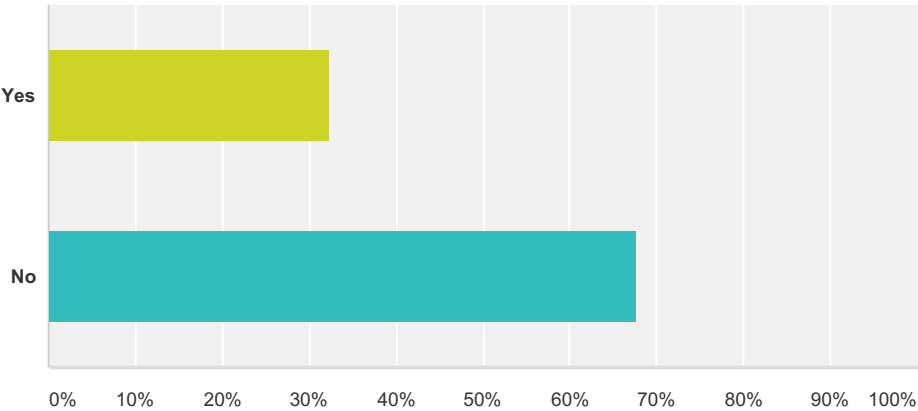
Answered: 198 Skipped: 1



Answer Choices	Responses	
Less than high school diploma	3.03%	6
High school diploma or GED equivalent	5.56%	11
Associate's degree, trade school certificate/degree	3.03%	6
Bachelor's or conservatory degree	26.26%	52
Master's degree	41.92%	83
PhD, M.D., J.D. or similar advanced degrees	20.20%	40
Total		198

Q8 Do you have any children under 18?

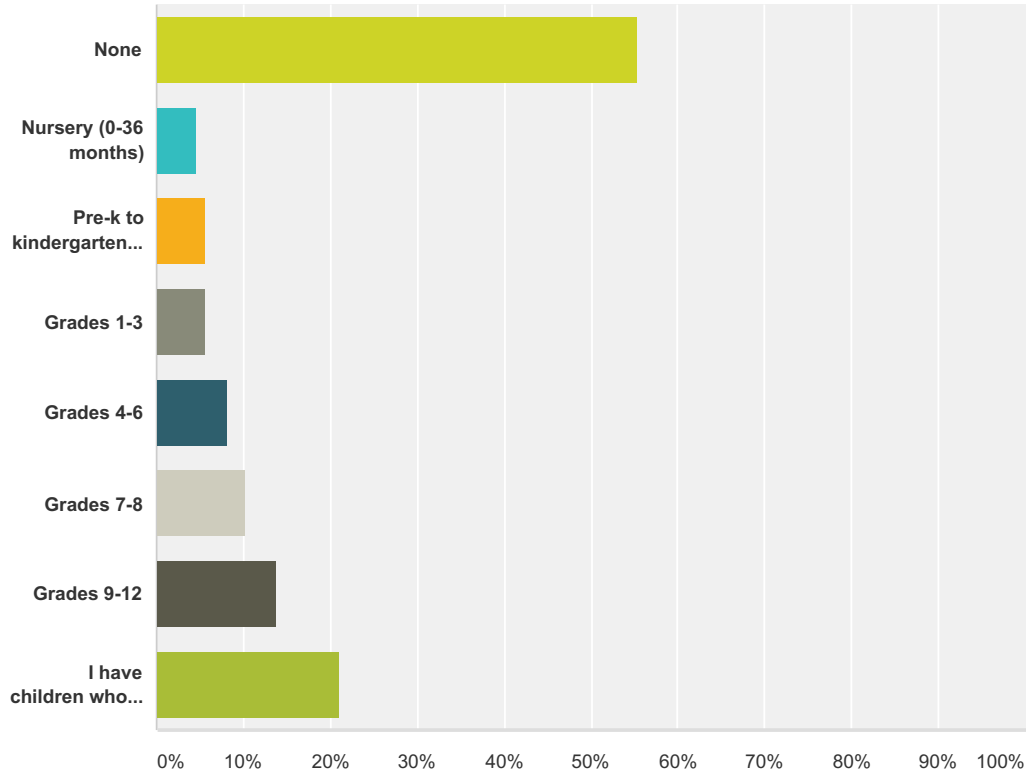
Answered: 195 Skipped: 4



Answer Choices	Responses	
Yes	32.31%	63
No	67.69%	132
Total		195

Q9 Please indicate if you have children attending Religious Education (RE) at UUSchenectady.

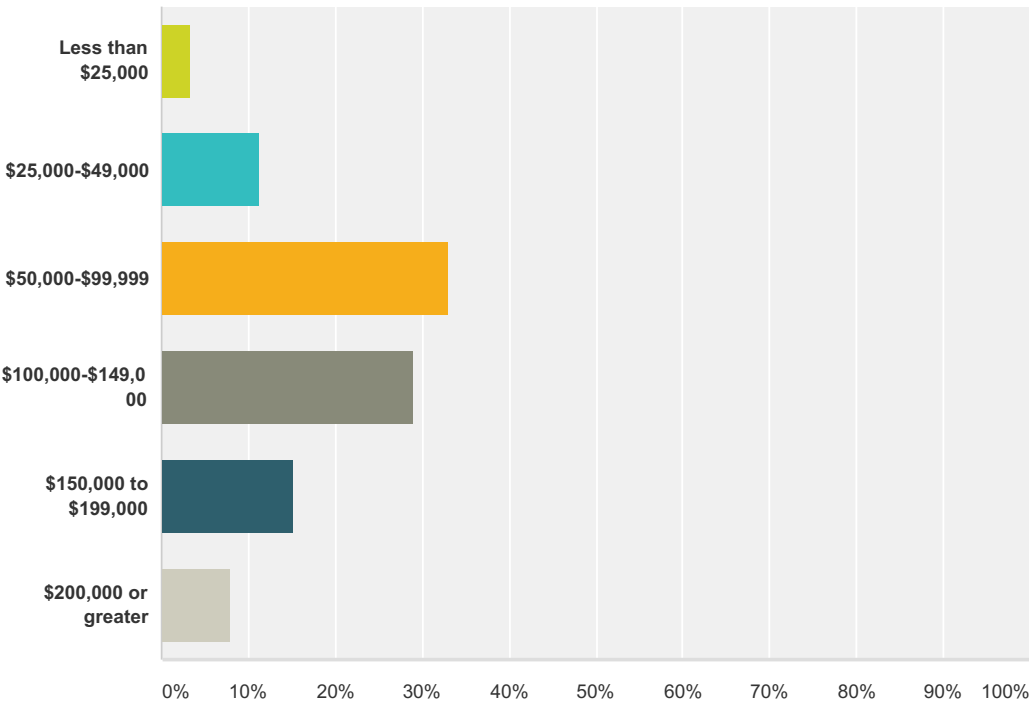
Answered: 195 Skipped: 4



Answer Choices	Responses	
None	55.38%	108
Nursery (0-36 months)	4.62%	9
Pre-k to kindergarten (3-5 years)	5.64%	11
Grades 1-3	5.64%	11
Grades 4-6	8.21%	16
Grades 7-8	10.26%	20
Grades 9-12	13.85%	27
I have children who previously attended RE	21.03%	41
Total Respondents: 195		

Q10 What is your total gross family/household income (before taxes)?

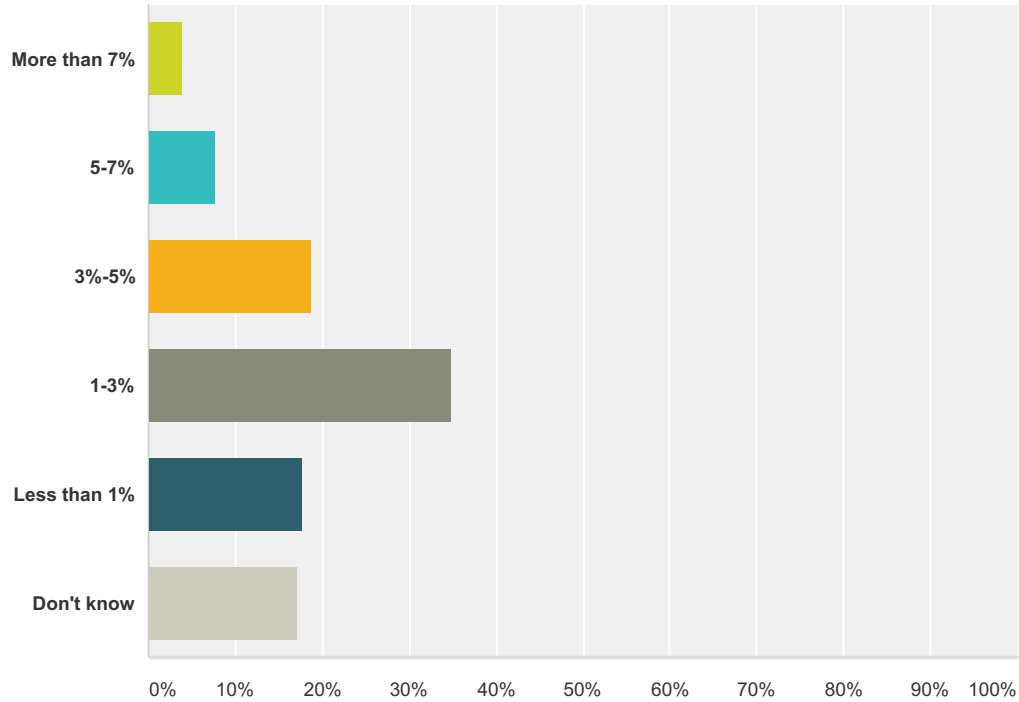
Answered: 176 Skipped: 23



Answer Choices	Responses	
Less than \$25,000	3.41%	6
\$25,000-\$49,000	11.36%	20
\$50,000-\$99,999	32.95%	58
\$100,000-\$149,000	28.98%	51
\$150,000 to \$199,000	15.34%	27
\$200,000 or greater	7.95%	14
Total		176

Q11 Approximately what percentage of your gross household income do you pledge/contribute to UUSchenectady?

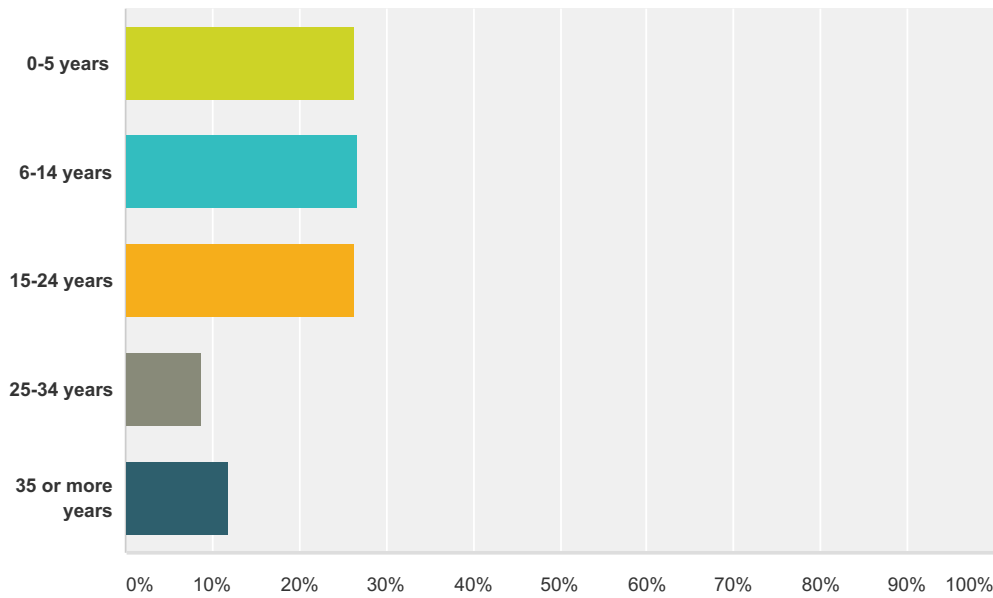
Answered: 181 Skipped: 18



Answer Choices	Responses
More than 7%	3.87% 7
5-7%	7.73% 14
3%-5%	18.78% 34
1-3%	34.81% 63
Less than 1%	17.68% 32
Don't know	17.13% 31
Total	181

Q12 How many years have you been associated with our congregation?

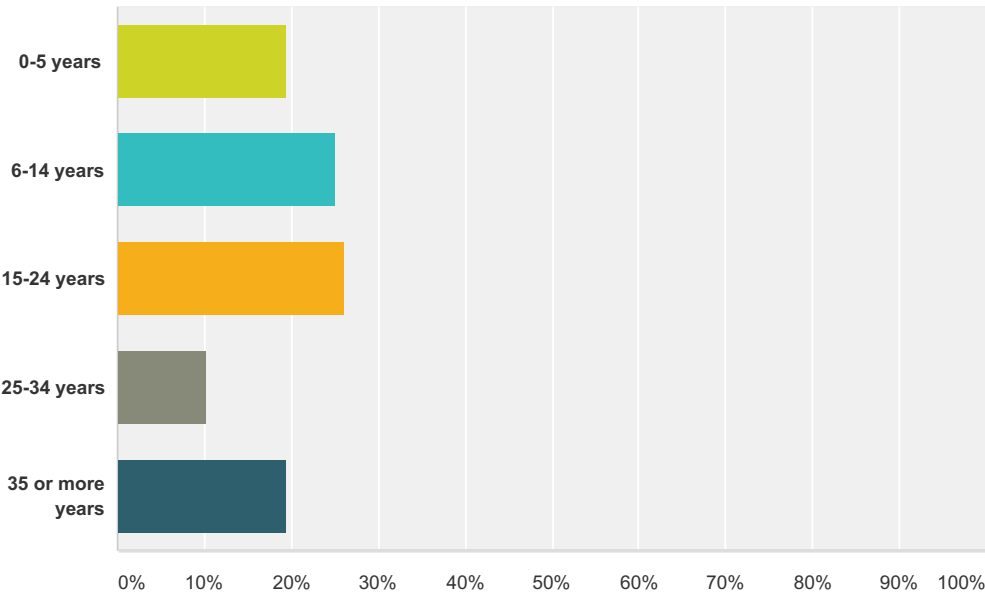
Answered: 194 Skipped: 5



Answer Choices	Responses	
0-5 years	26.29%	51
6-14 years	26.80%	52
15-24 years	26.29%	51
25-34 years	8.76%	17
35 or more years	11.86%	23
Total		194

Q13 How many years have you been associated with Unitarian Universalism?

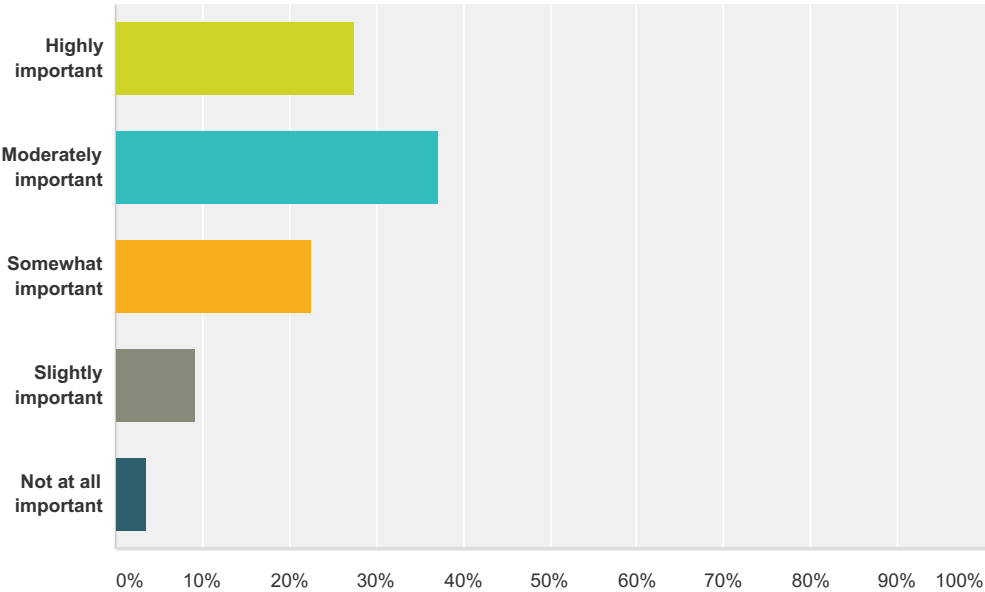
Answered: 196 Skipped: 3



Answer Choices	Responses	
0-5 years	19.39%	38
6-14 years	25.00%	49
15-24 years	26.02%	51
25-34 years	10.20%	20
35 or more years	19.39%	38
Total		196

Q14 How important is your affiliation with this congregation to your identity as an individual?

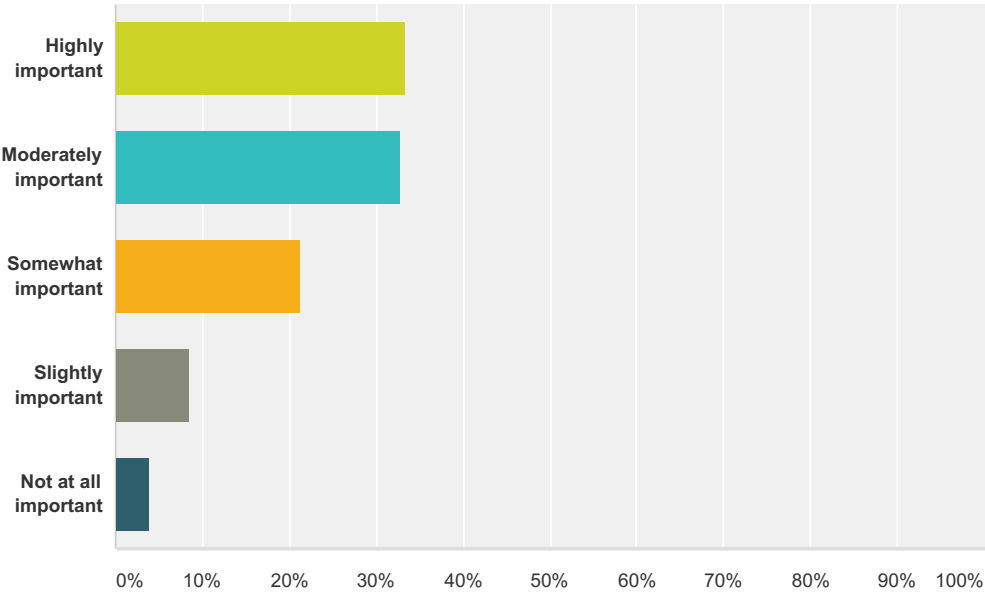
Answered: 196 Skipped: 3



Answer Choices	Responses	
Highly important	27.55%	54
Moderately important	37.24%	73
Somewhat important	22.45%	44
Slightly important	9.18%	18
Not at all important	3.57%	7
Total		196

Q15 How important is your affiliation with UUism in general to your identity as an individual?

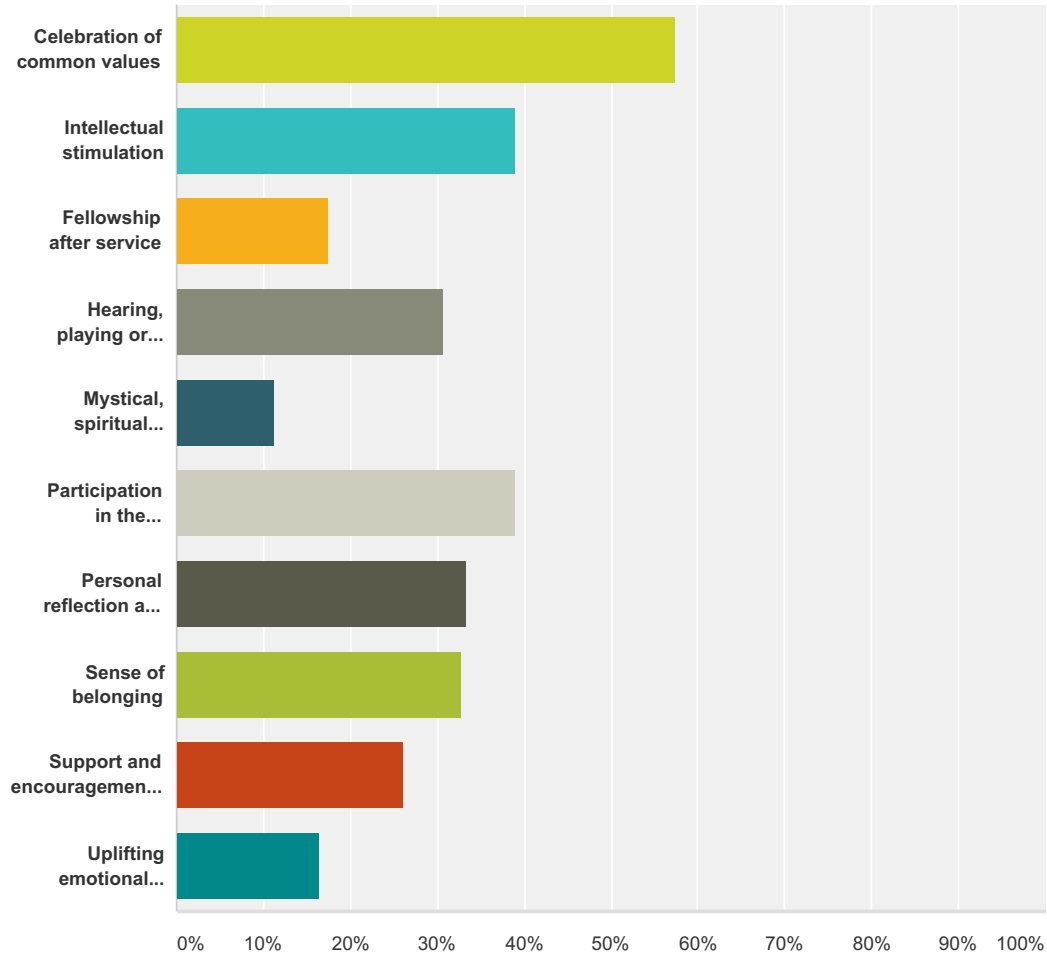
Answered: 198 Skipped: 1



Answer Choices	Responses	
Highly important	33.33%	66
Moderately important	32.83%	65
Somewhat important	21.21%	42
Slightly important	8.59%	17
Not at all important	4.04%	8
Total		198

Q16 Choose up to three of the following reasons for attending worship services that are important to you.

Answered: 195 Skipped: 4

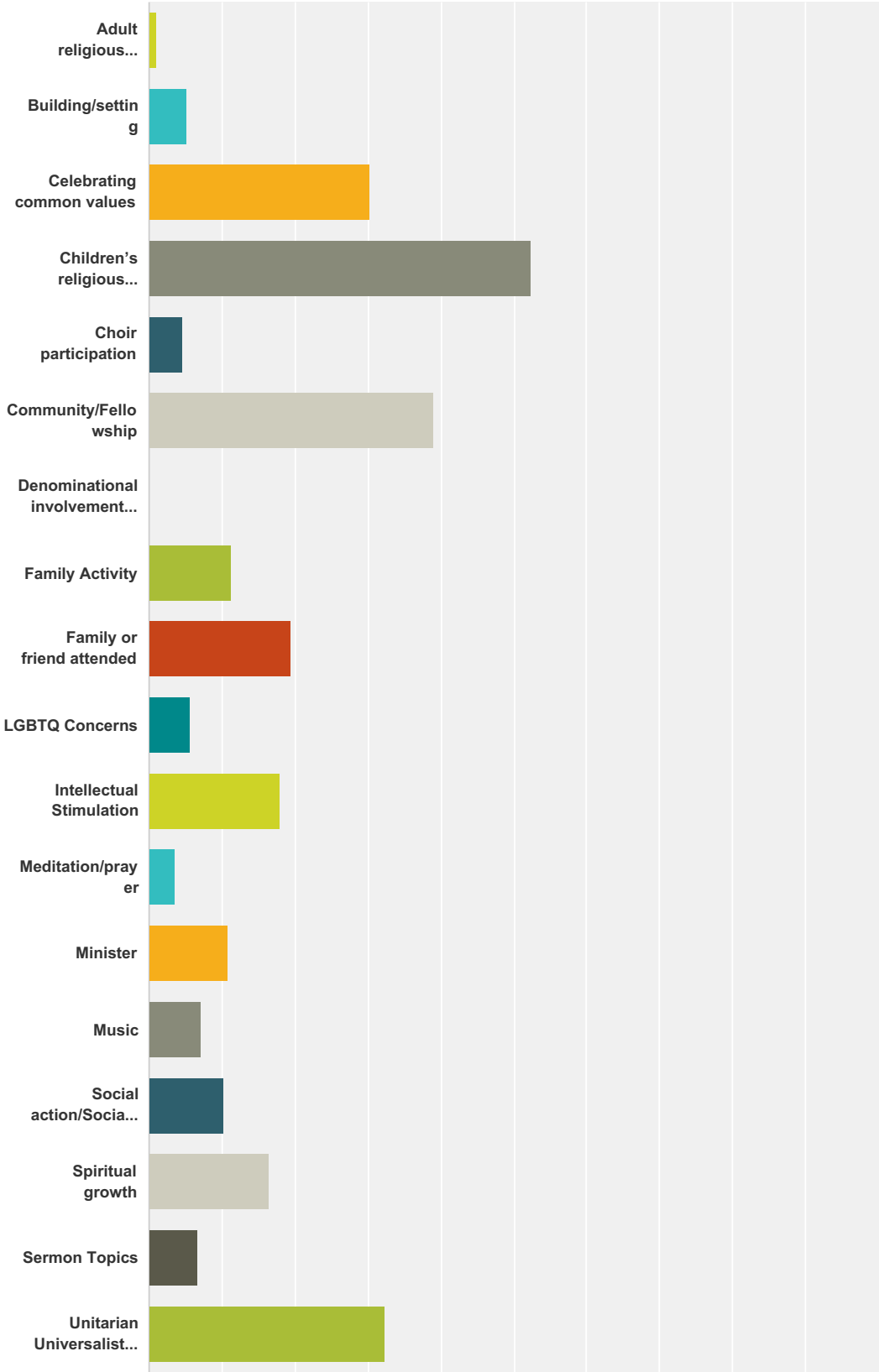


Answer Choices	Responses
Celebration of common values	57.44% 112
Intellectual stimulation	38.97% 76
Fellowship after service	17.44% 34
Hearing, playing or singing music	30.77% 60
Mystical, spiritual experience	11.28% 22
Participation in the community	38.97% 76
Personal reflection and meditation	33.33% 65
Sense of belonging	32.82% 64
Support and encouragement for social action	26.15% 51
Uplifting emotional experience	16.41% 32

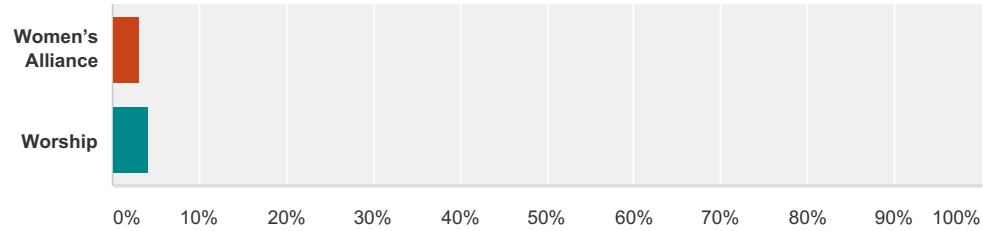
Total Respondents: 195	
------------------------	--

Q17 Choose up to three of the most important reasons why you first attended UUSchenectady.

Answered: 195 Skipped: 4



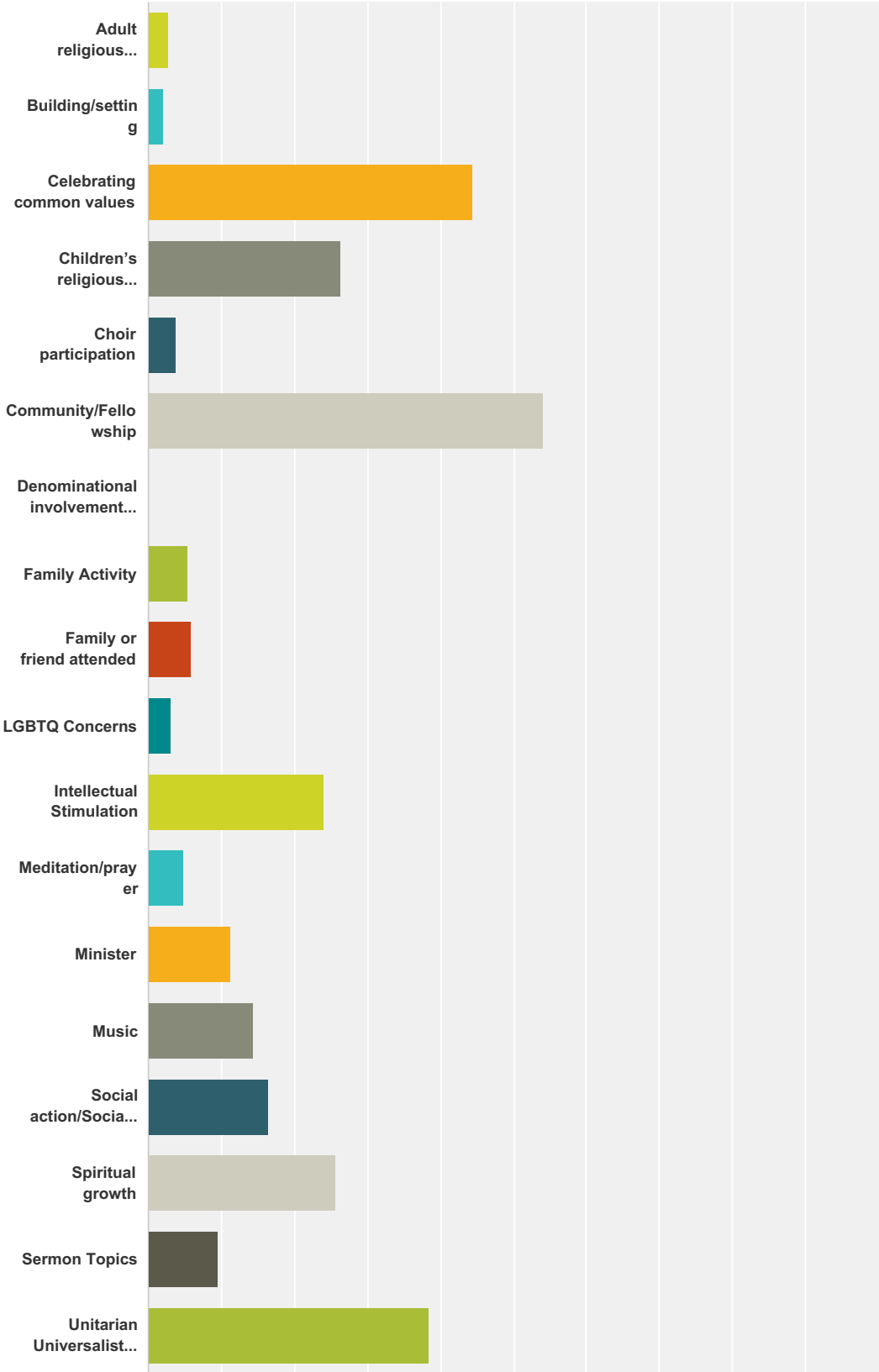
UUSS Ministerial Search Congregational Survey



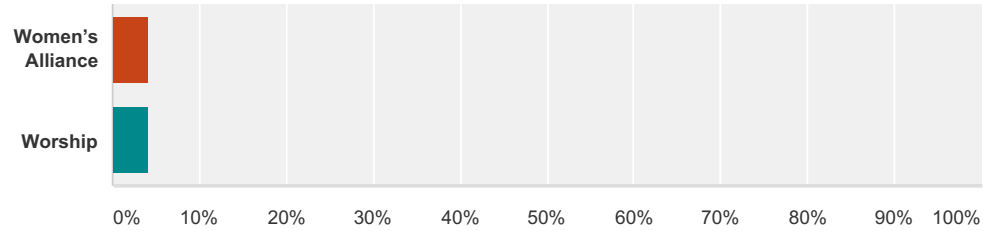
Answer Choices	Responses	
Adult religious education	1.03%	2
Building/setting	5.13%	10
Celebrating common values	30.26%	59
Children's religious education (nursery-grade 8)/Senior Youth Group	52.31%	102
Choir participation	4.62%	9
Community/Fellowship	38.97%	76
Denominational involvement (CRUUNY, Mohawk-Hudson UU, CERG, St. Lawrence District, UUA, UUSC)	0.00%	0
Family Activity	11.28%	22
Family or friend attended	19.49%	38
LGBTQ Concerns	5.64%	11
Intellectual Stimulation	17.95%	35
Meditation/prayer	3.59%	7
Minister	10.77%	21
Music	7.18%	14
Social action/Social justice/Service Trips	10.26%	20
Spiritual growth	16.41%	32
Sermon Topics	6.67%	13
Unitarian Universalists beliefs	32.31%	63
Women's Alliance	3.08%	6
Worship	4.10%	8
Total Respondents: 195		

Q18 Choose up to three of the most important reasons why you currently attend UUSchenectady.

Answered: 187 Skipped: 12



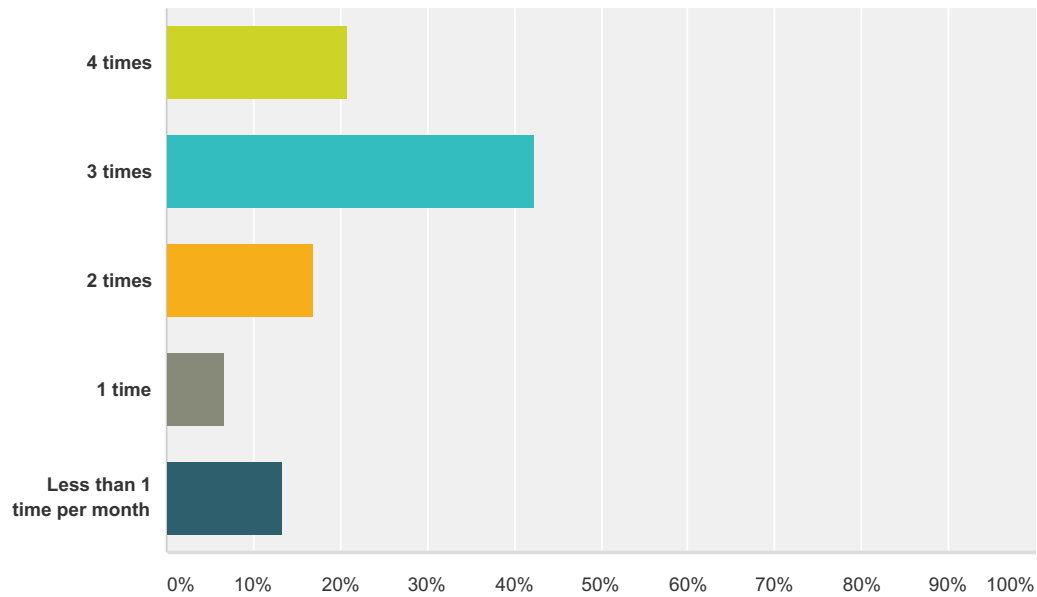
UUSS Ministerial Search Congregational Survey



Answer Choices	Responses	
Adult religious education	2.67%	5
Building/setting	2.14%	4
Celebrating common values	44.39%	83
Children's religious education (nursery-grade 8)/Senior Youth Group	26.20%	49
Choir participation	3.74%	7
Community/Fellowship	54.01%	101
Denominational involvement (CRUUNY, Mohawk-Hudson UU, CERG, St. Lawrence District, UUA, UUSC)	0.00%	0
Family Activity	5.35%	10
Family or friend attended	5.88%	11
LGBTQ Concerns	3.21%	6
Intellectual Stimulation	24.06%	45
Meditation/prayer	4.81%	9
Minister	11.23%	21
Music	14.44%	27
Social action/Social justice/Service Trips	16.58%	31
Spiritual growth	25.67%	48
Sermon Topics	9.63%	18
Unitarian Universalists beliefs	38.50%	72
Women's Alliance	4.28%	8
Worship	4.28%	8
Total Respondents: 187		

Q19 During the church year (September-June), how many times per month, on average, have you attended UU Schenectady on Sunday morning, either as an attendee or as an RE teacher or RE participant?

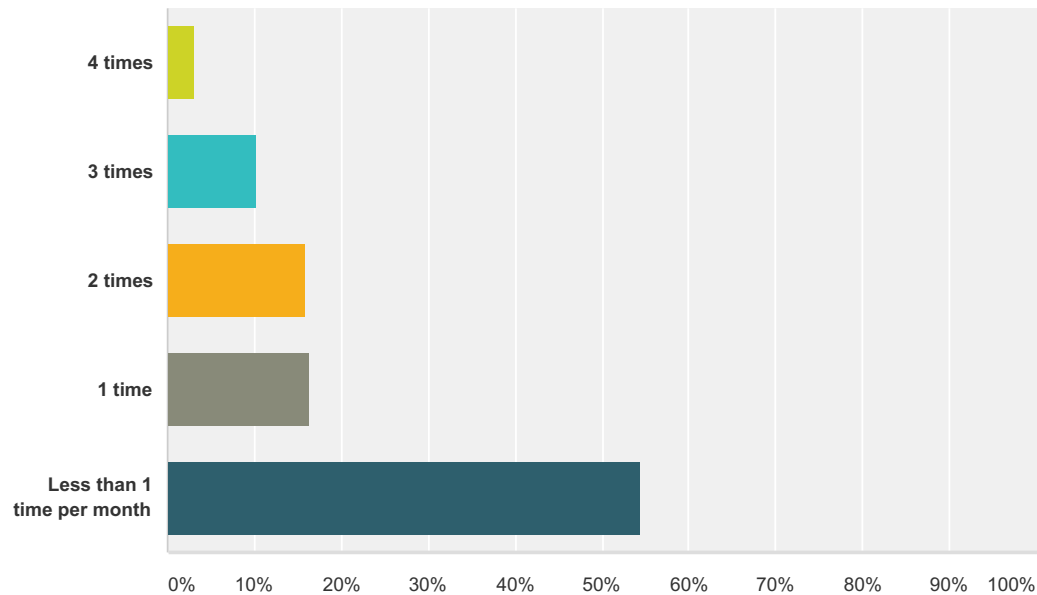
Answered: 196 Skipped: 3



Answer Choices	Responses	
4 times	20.92%	41
3 times	42.35%	83
2 times	16.84%	33
1 time	6.63%	13
Less than 1 time per month	13.27%	26
Total		196

Q20 During the church summer (July and August), how many times per month, on average, have you attended UU Schenectady on Sunday morning, either as an attendee or as an RE teacher or RE participant?

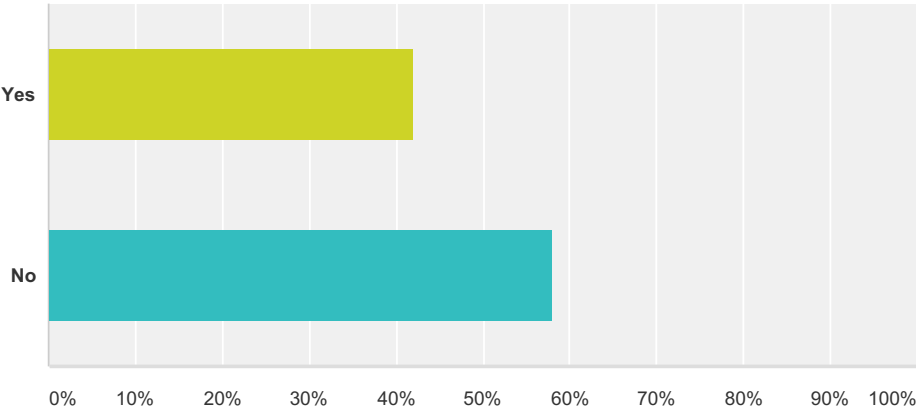
Answered: 196 Skipped: 3



Answer Choices	Responses	
4 times	3.06%	6
3 times	10.20%	20
2 times	15.82%	31
1 time	16.33%	32
Less than 1 time per month	54.59%	107
Total		196

Q21 Did you serve on a committee or council in the last year?

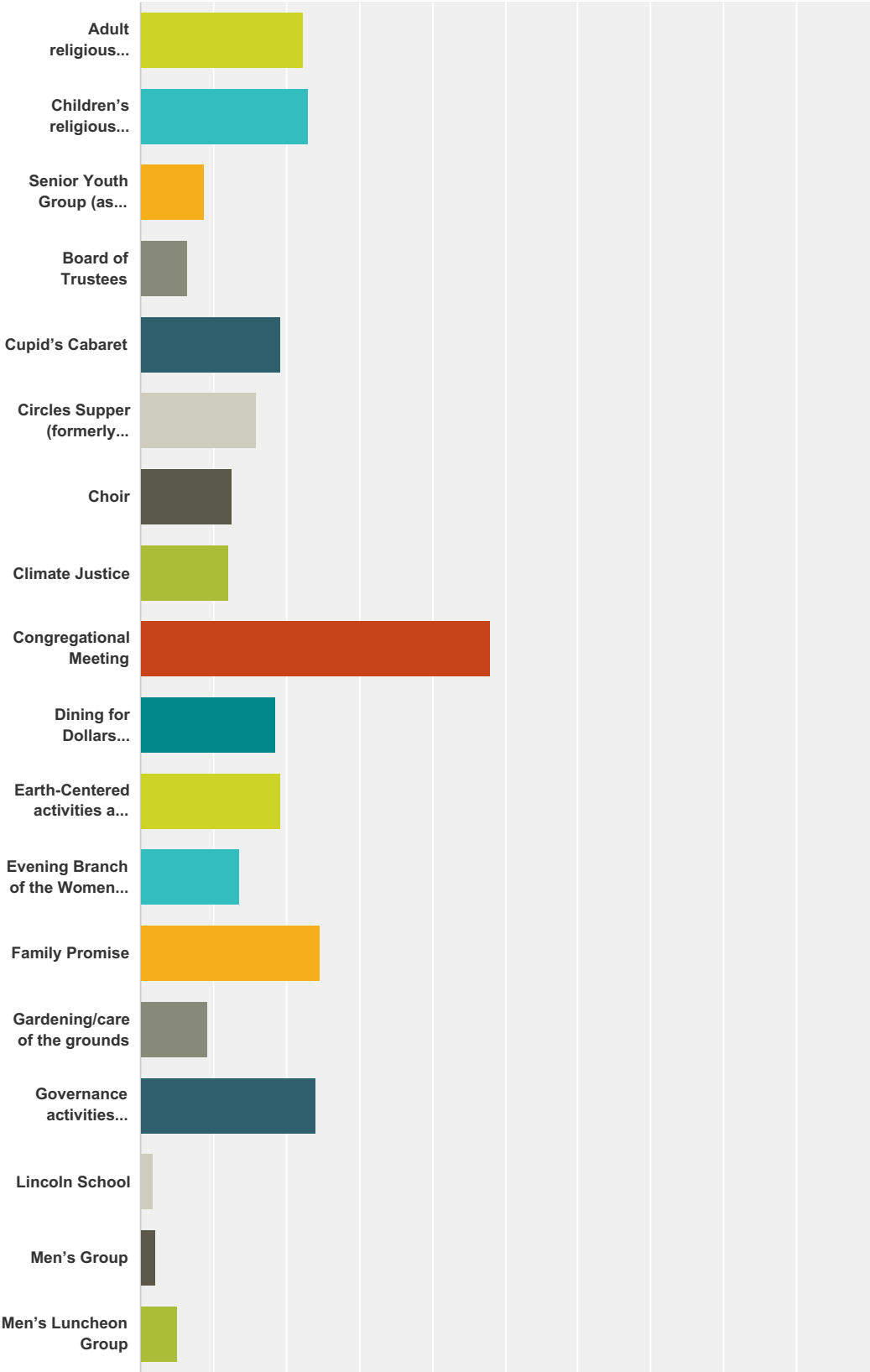
Answered: 195 Skipped: 4



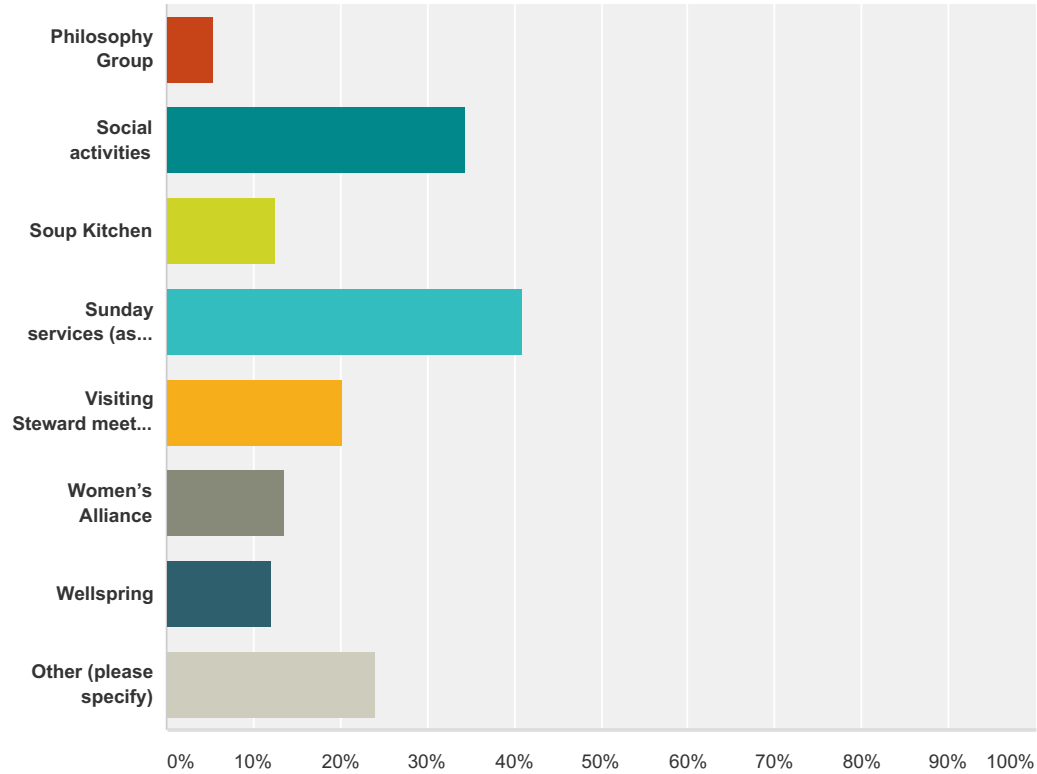
Answer Choices	Responses	
Yes	42.05%	82
No	57.95%	113
Total		195

Q22 In which of the following church activities have you participated during the last year? Select all that apply.

Answered: 183 Skipped: 16



UUSS Ministerial Search Congregational Survey



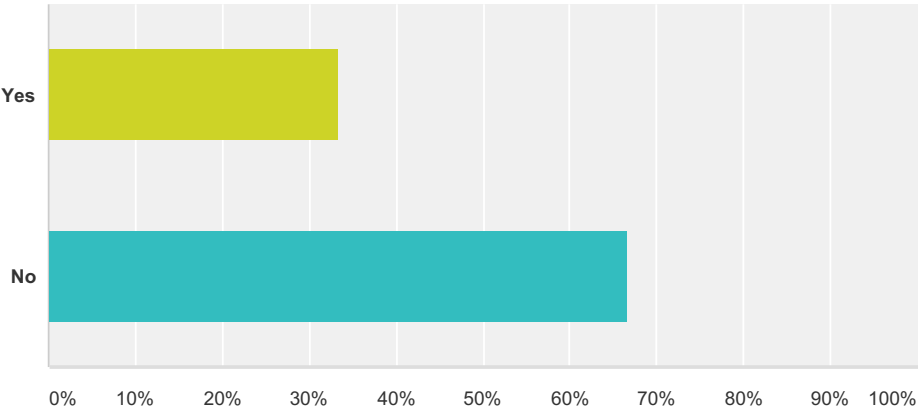
Answer Choices	Responses	
Adult religious education (facilitator or participant)	22.40%	41
Children's religious education (teacher, advisor, RE greeter, Sunday Supervisor, event volunteer)	22.95%	42
Senior Youth Group (as participant, advisor, chaperone, mentor)	8.74%	16
Board of Trustees	6.56%	12
Cupid's Cabaret	19.13%	35
Circles Supper (formerly Silver and Gold Dinner)	15.85%	29
Choir	12.57%	23
Climate Justice	12.02%	22
Congregational Meeting	48.09%	88
Dining for Dollars (driver, meal preparer, scheduler, etc.)	18.58%	34
Earth-Centered activities and services (solstice, equinox, full moon drumming...)	19.13%	35
Evening Branch of the Women's Alliance (EBWA)	13.66%	25
Family Promise	24.59%	45
Gardening/care of the grounds	9.29%	17
Governance activities (visioning session, governance workshops, task force)	24.04%	44
Lincoln School	1.64%	3
Men's Group	2.19%	4
Men's Luncheon Group	4.92%	9

UUSS Ministerial Search Congregational Survey

Philosophy Group	5.46%	10
Social activities	34.43%	63
Soup Kitchen	12.57%	23
Sunday services (as greeter, usher, beverage server, worship associate, etc.)	40.98%	75
Visiting Steward meeting (being a visiting steward or meeting with a steward)	20.22%	37
Women's Alliance	13.66%	25
Wellspring	12.02%	22
Other (please specify)	24.04%	44
Total Respondents: 183		

Q23 In the past four years, have you attended any regional/district UUA meetings (General Assembly, District Assembly, Hudson-Mohawk (formerly CRUNNY) meetings, UULTI, Youth Con, etc.)?

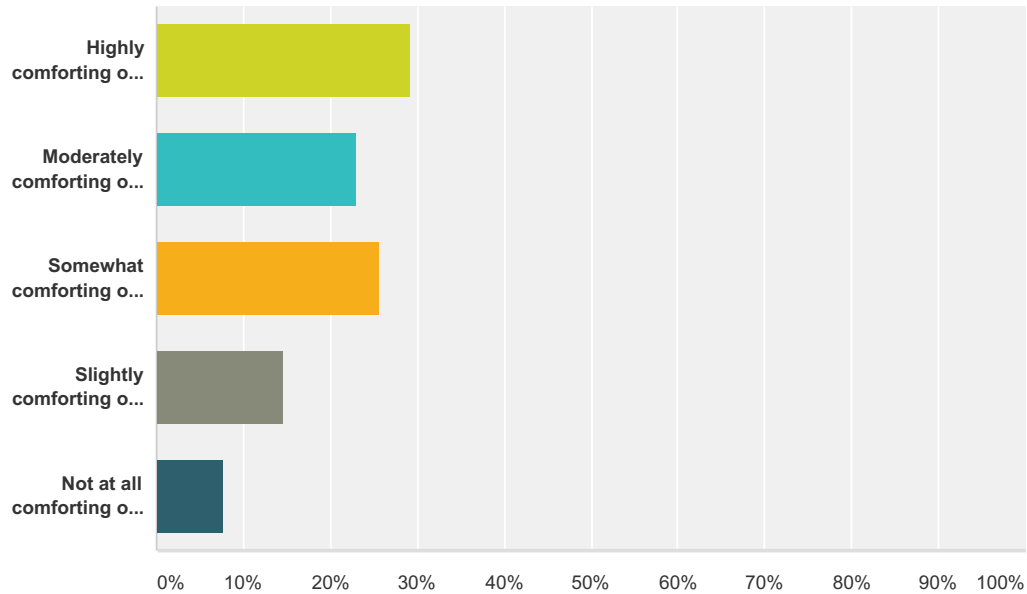
Answered: 197 Skipped: 2



Answer Choices	Responses	
Yes	33.50%	66
No	66.50%	131
Total		197

**Q24 Thinking of a time when you have been
in need of comfort or support, to what
extent did the congregation reach out and
offer comfort or support to you?**

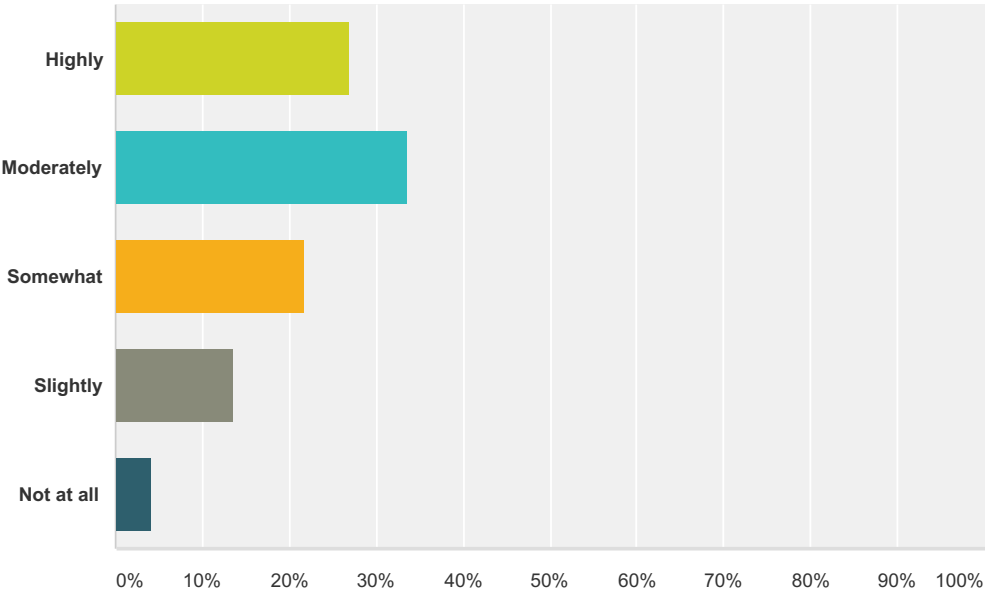
Answered: 144 Skipped: 55



Answer Choices	Responses	
Highly comforting or supportive	29.17%	42
Moderately comforting or supportive	22.92%	33
Somewhat comforting or supportive	25.69%	37
Slightly comforting or supportive	14.58%	21
Not at all comforting or supportive	7.64%	11
Total		144

Q25 To what extent is your affiliation with this congregation a source of strength or comfort to you?

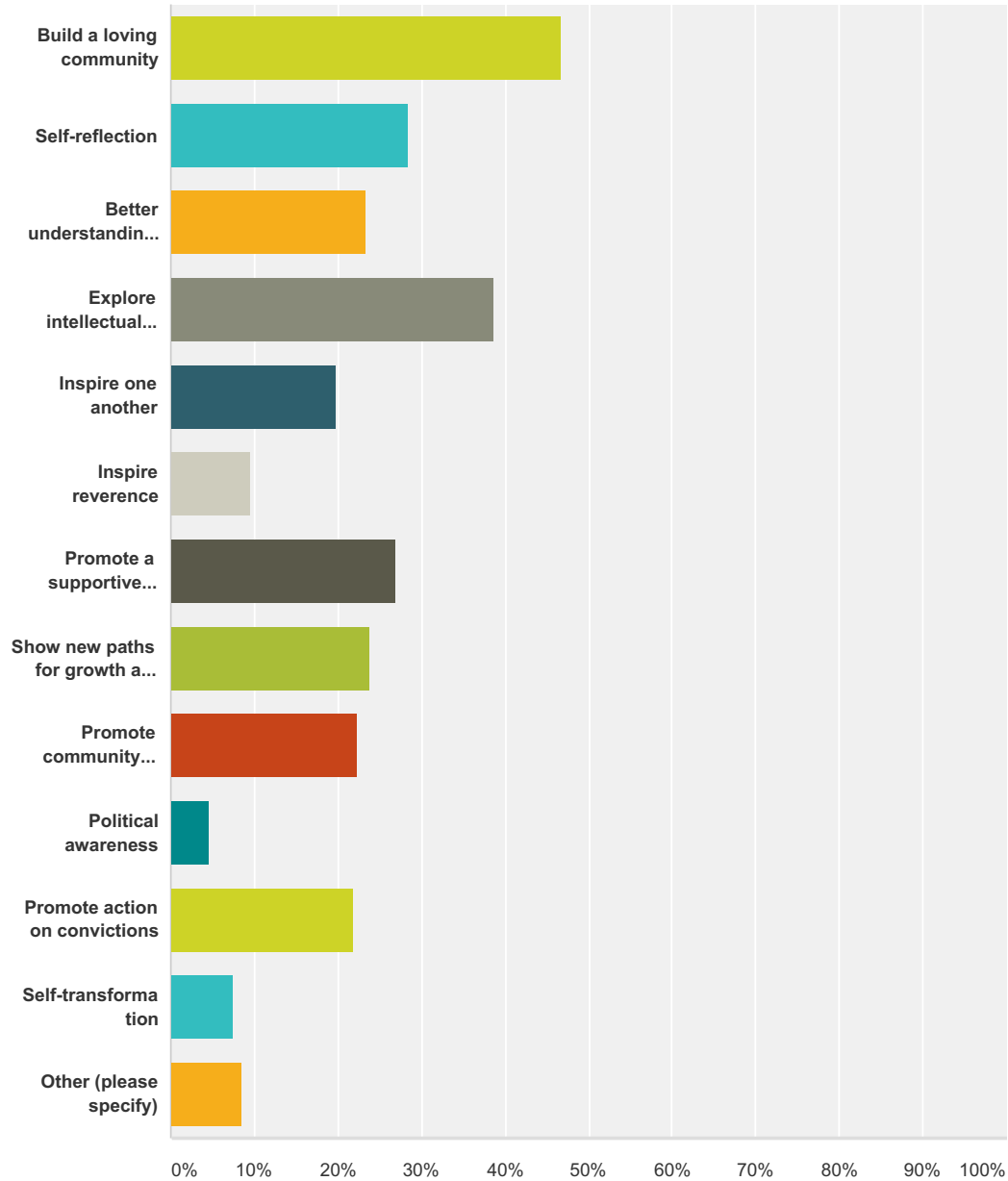
Answered: 193 Skipped: 6



Answer Choices	Responses	
Highly	26.94%	52
Moderately	33.68%	65
Somewhat	21.76%	42
Slightly	13.47%	26
Not at all	4.15%	8
Total		193

Q26 For the following Sunday worship objectives, select up to three of the most important to you.

Answered: 197 Skipped: 2



Answer Choices	Responses	
Build a loving community	46.70%	92
Self-reflection	28.43%	56
Better understanding of oneself	23.35%	46
Explore intellectual curiosity	38.58%	76
Inspire one another	19.80%	39

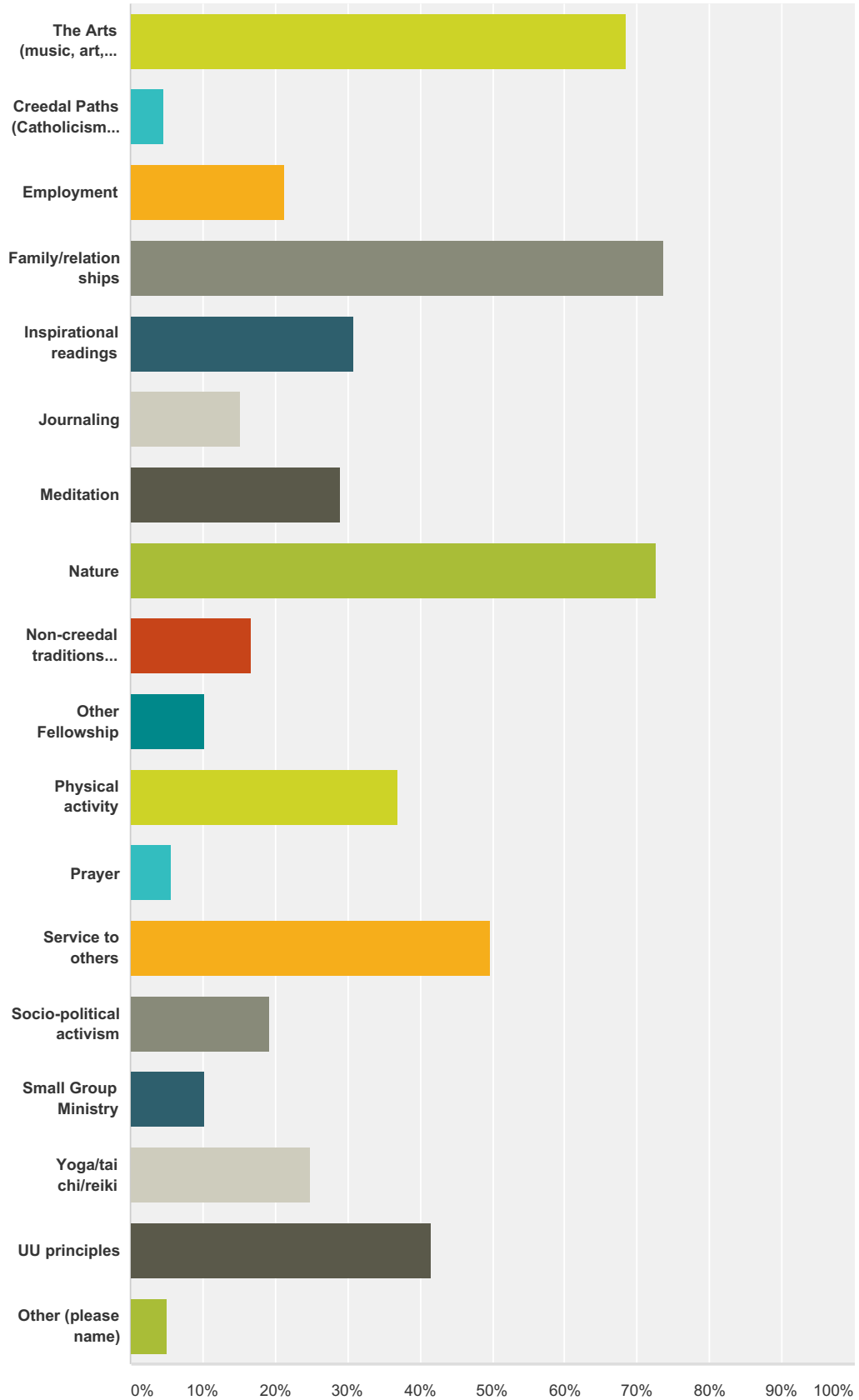
UUSS Ministerial Search Congregational Survey

Inspire reverence	9.64%	19
Promote a supportive environment for developing and sharing individual feelings and beliefs	26.90%	53
Show new paths for growth and change	23.86%	47
Promote community growth	22.34%	44
Political awareness	4.57%	9
Promote action on convictions	21.83%	43
Self-transformation	7.61%	15
Other (please specify)	8.63%	17
Total Respondents: 197		

Q27 What are your sources for personal growth and/or spiritual practices? Select all that apply.

Answered: 197 Skipped: 2

UUSS Ministerial Search Congregational Survey



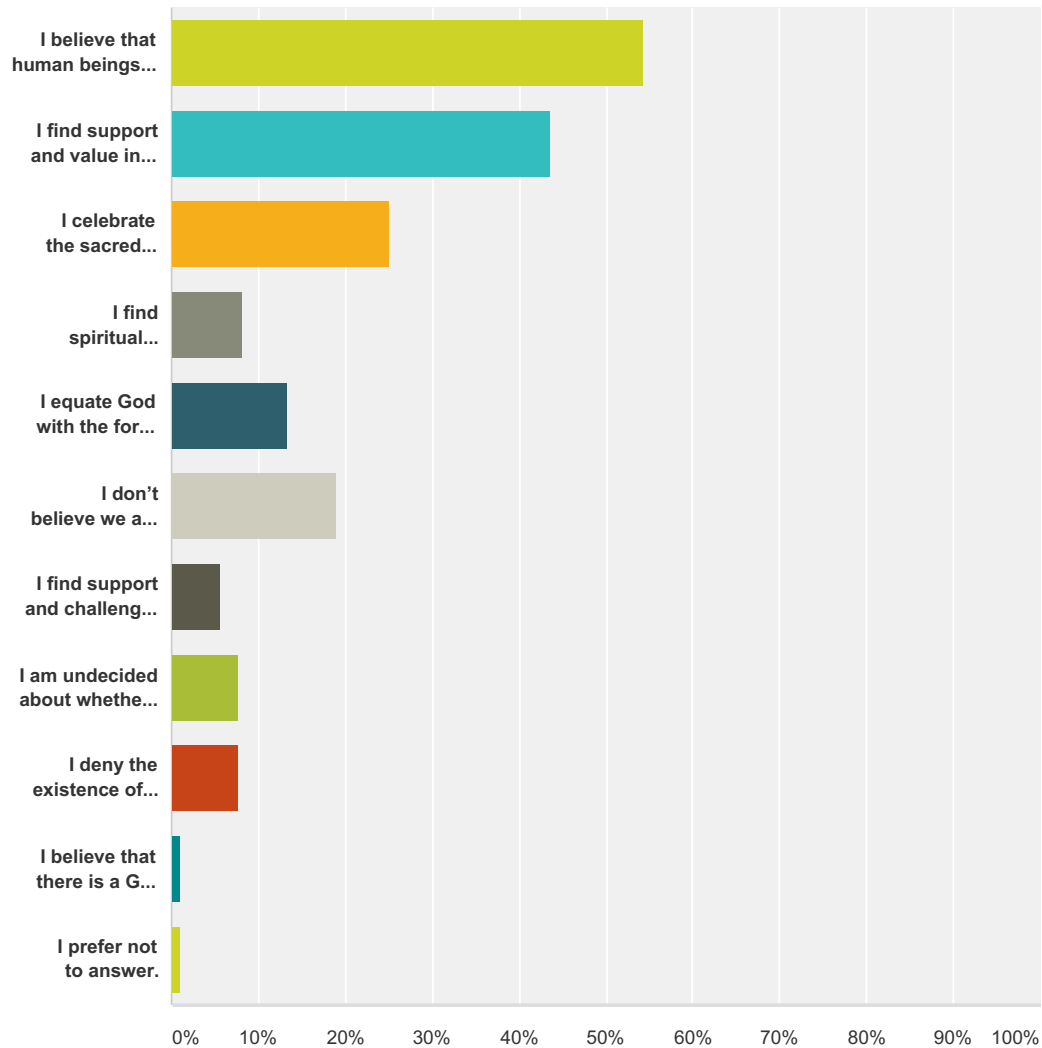
Answer Choices	Responses
The Arts (music, art, writing, dance)	68.53% 135

UUSS Ministerial Search Congregational Survey

Creedal Paths (Catholicism, Protestantism, Judaism, Islam)	4.57%	9
Employment	21.32%	42
Family/relationships	73.60%	145
Inspirational readings	30.96%	61
Journaling	15.23%	30
Meditation	28.93%	57
Nature	72.59%	143
Non-creedal traditions (Buddhism, earth-centered, 12 step programs)	16.75%	33
Other Fellowship	10.15%	20
Physical activity	37.06%	73
Prayer	5.58%	11
Service to others	49.75%	98
Socio-political activism	19.29%	38
Small Group Ministry	10.15%	20
Yoga/tai chi/reiki	24.87%	49
UU principles	41.62%	82
Other (please name)	5.08%	10
Total Respondents: 197		

Q28 Which of the following viewpoints comes closest to your own? Select up to two.

Answered: 195 Skipped: 4



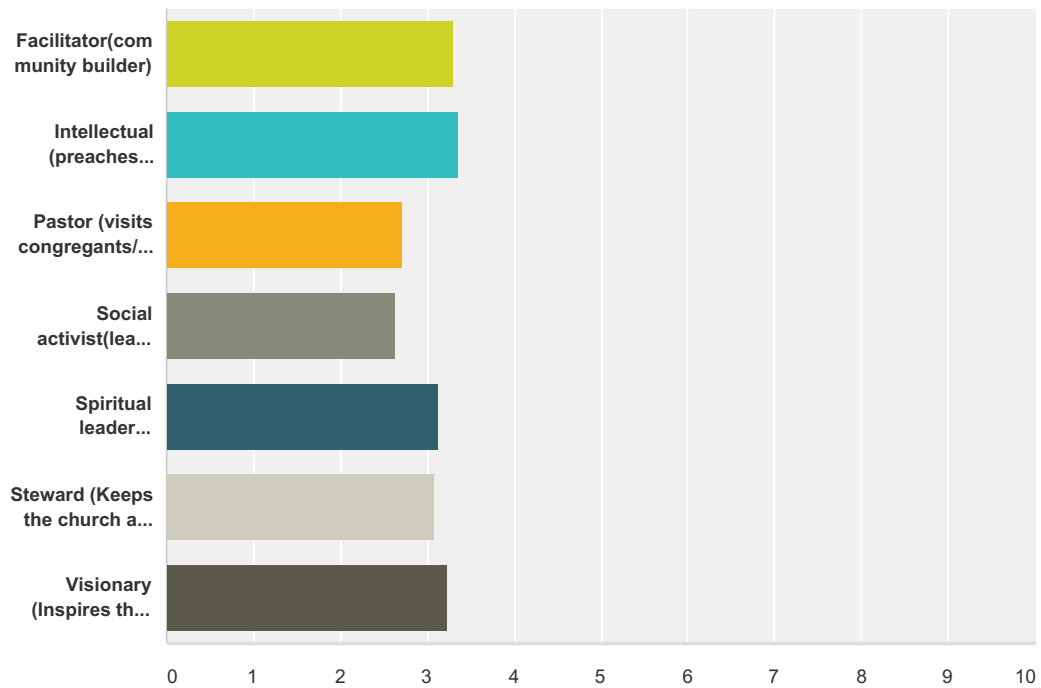
Answer Choices	Responses
I believe that human beings are responsible for goodness and meaning and that we must rely on one another for support.	54.36% 106
I find support and value in the fullness and connectedness of all things, with or without God.	43.59% 85
I celebrate the sacred circle of life, which instructs us to live in harmony with the rhythm of nature.	25.13% 49
I find spiritual expression in a tradition outside the religious mainstream.	8.21% 16
I equate God with the forces and laws of the universe.	13.33% 26
I don't believe we are able to know whether God exists or not, such knowledge being beyond human capabilities.	18.97% 37
I find support and challenge in a God with whom I feel a personal relationship.	5.64% 11
I am undecided about whether or not God exists.	7.69% 15

UUSS Ministerial Search Congregational Survey

I deny the existence of a god of any kind.	7.69%	15
I believe that there is a God, but with whom we cannot have a personal relationship.	1.03%	2
I prefer not to answer.	1.03%	2
Total Respondents: 195		

Q29 Rank the following styles of ministry you would prefer in our next minister.

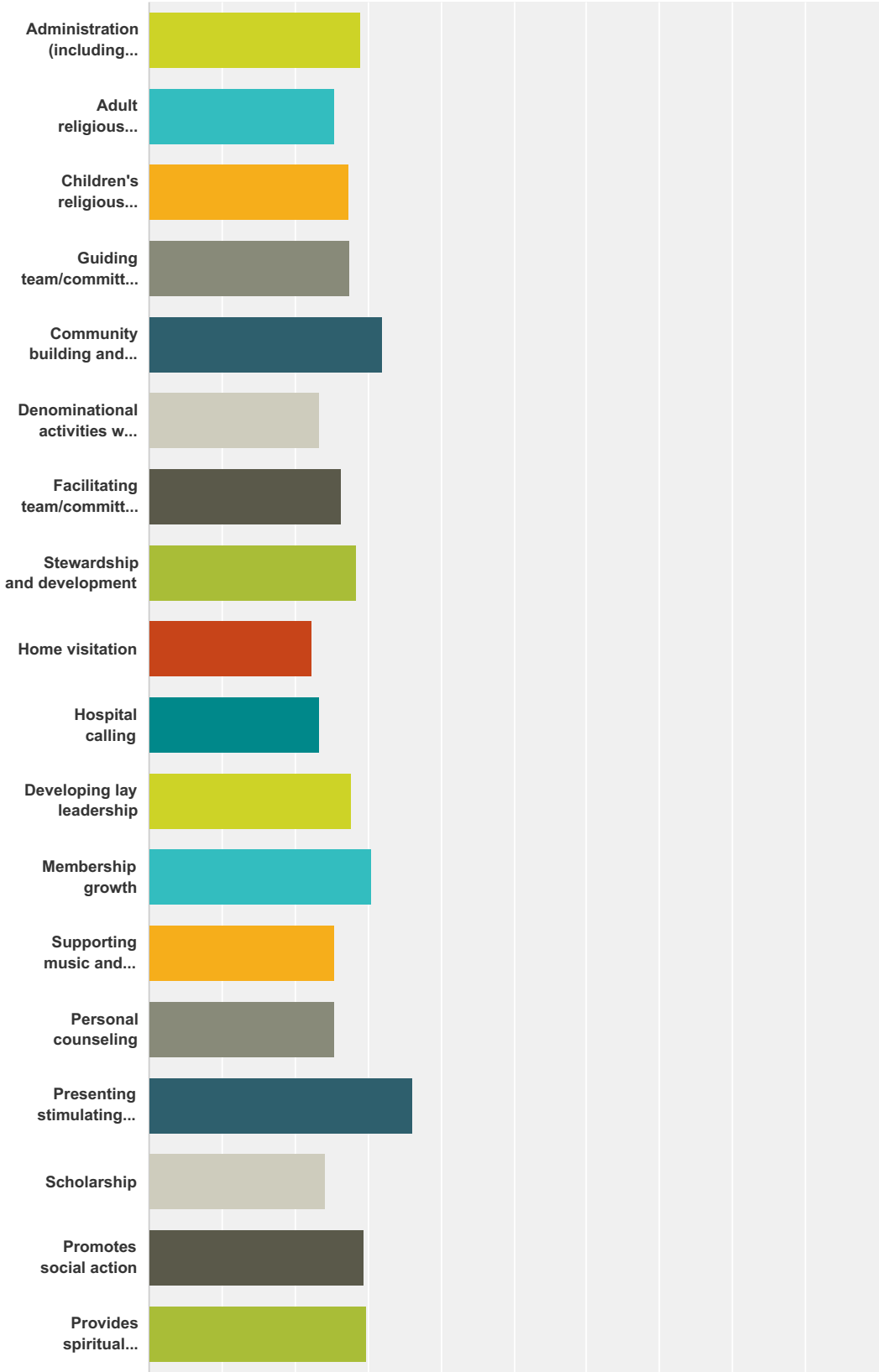
Answered: 194 Skipped: 5



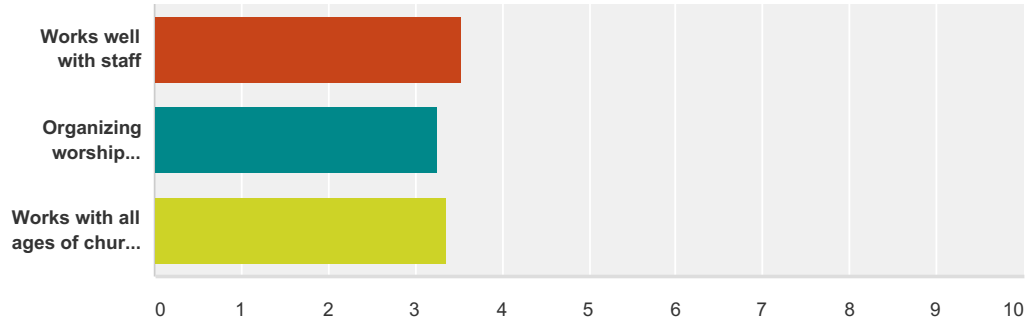
	Crucial	Significant	Modest	Of less consequence	Total	Weighted Average
Facilitator (community builder)	41.80% 79	45.50% 86	12.17% 23	0.53% 1	189	3.29
Intellectual (preaches thought provoking sermons)	45.31% 87	46.35% 89	7.29% 14	1.04% 2	192	3.36
Pastor (visits congregants/chaplain, counselor)	13.16% 25	48.95% 93	33.16% 63	4.74% 9	190	2.71
Social activist (leader of social justice actions)	14.21% 27	45.79% 87	29.47% 56	10.53% 20	190	2.64
Spiritual leader (preaches inspiring sermons, leads spiritual classes)	36.51% 69	43.92% 83	16.40% 31	3.17% 6	189	3.14
Steward (Keeps the church and congregation running well)	33.85% 65	45.83% 88	16.15% 31	4.17% 8	192	3.09
Visionary (Inspires the congregation to pursue a promising future)	41.05% 78	43.68% 83	13.68% 26	1.58% 3	190	3.24

Q30 What ministerial skills and enthusiasms are most needed by the congregation at this time?

Answered: 189 Skipped: 10



UUSS Ministerial Search Congregational Survey



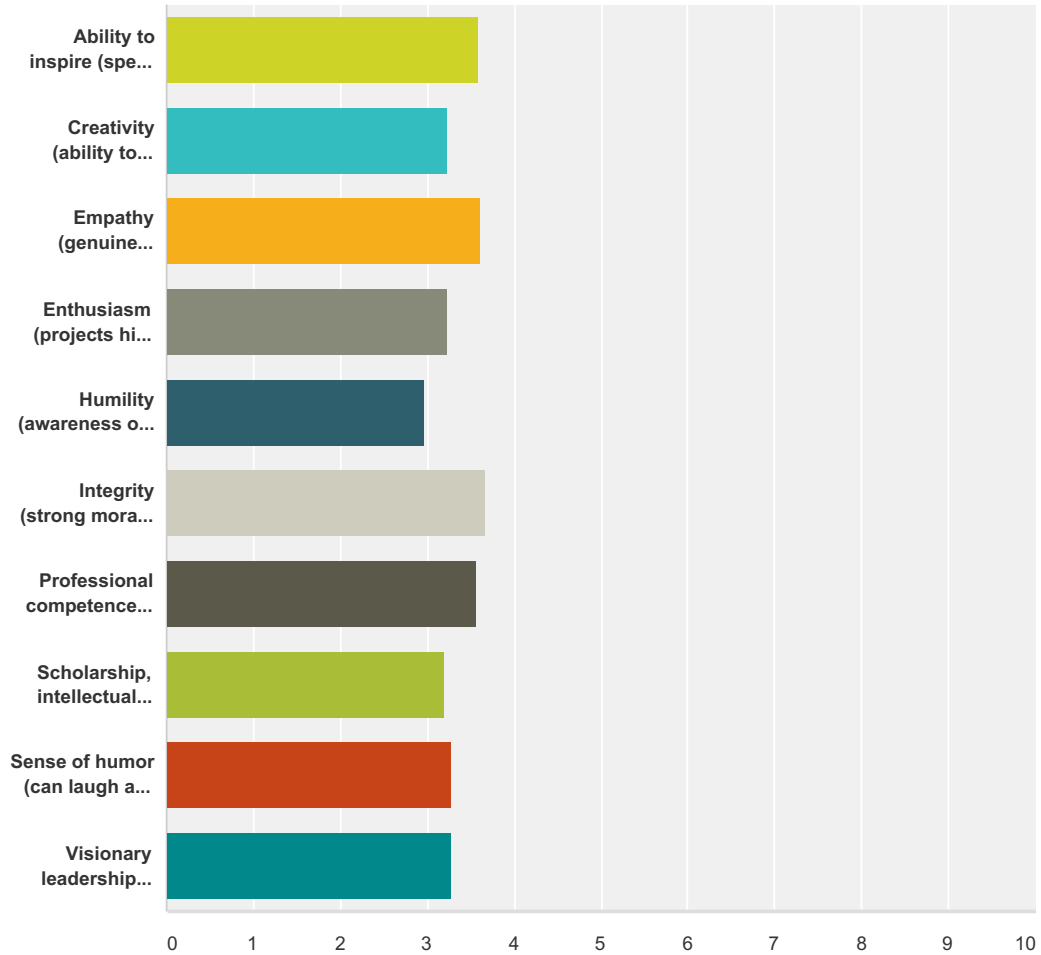
	Crucial	Significant	Modest	Of less consequence	Total	Weighted Average
Administration (including management and personnel)	20.88% 38	51.10% 93	25.27% 46	2.75% 5	182	2.90
Adult religious education	8.33% 15	43.33% 78	42.22% 76	6.11% 11	180	2.54
Children's religious education	20.99% 38	37.57% 68	34.81% 63	6.63% 12	181	2.73
Guiding team/committee work	13.48% 24	52.25% 93	30.34% 54	3.93% 7	178	2.75
Community building and fostering fellowship	34.41% 64	51.08% 95	13.98% 26	0.54% 1	186	3.19
Denominational activities with wider UU church	5.59% 10	35.20% 63	45.81% 82	13.41% 24	179	2.33
Facilitating team/committee work	11.24% 20	47.19% 84	35.39% 63	6.18% 11	178	2.63
Stewardship and development	15.52% 27	56.90% 99	24.14% 42	3.45% 6	174	2.84
Home visitation	5.11% 9	25.57% 45	56.25% 99	13.07% 23	176	2.23
Hospital calling	6.74% 12	33.71% 60	46.07% 82	13.48% 24	178	2.34
Developing lay leadership	17.24% 30	48.85% 85	28.16% 49	5.75% 10	174	2.78
Membership growth	29.38% 52	49.15% 87	17.51% 31	3.95% 7	177	3.04
Supporting music and liturgical arts	12.72% 22	39.31% 68	38.73% 67	9.25% 16	173	2.55
Personal counseling	8.05% 14	47.13% 82	36.21% 63	8.62% 15	174	2.55
Presenting stimulating Sunday services	65.76% 121	29.89% 55	3.80% 7	0.54% 1	184	3.61
Scholarship	11.63% 20	33.14% 57	41.28% 71	13.95% 24	172	2.42
Promotes social action	26.78% 49	44.81% 82	24.04% 44	4.37% 8	183	2.94
Provides spiritual guidance	26.70% 47	46.59% 82	24.43% 43	2.27% 4	176	2.98
Works well with staff	59.55% 106	34.83% 62	5.06% 9	0.56% 1	178	3.53

UUSS Ministerial Search Congregational Survey

Organizing worship services	40.56% 73	46.67% 84	10.56% 19	2.22% 4	180	3.26
Works with all ages of church membership	48.90% 89	40.11% 73	9.34% 17	1.65% 3	182	3.36

Q31 Rank the following personal qualities you would like to see in our next minister.

Answered: 193 Skipped: 6



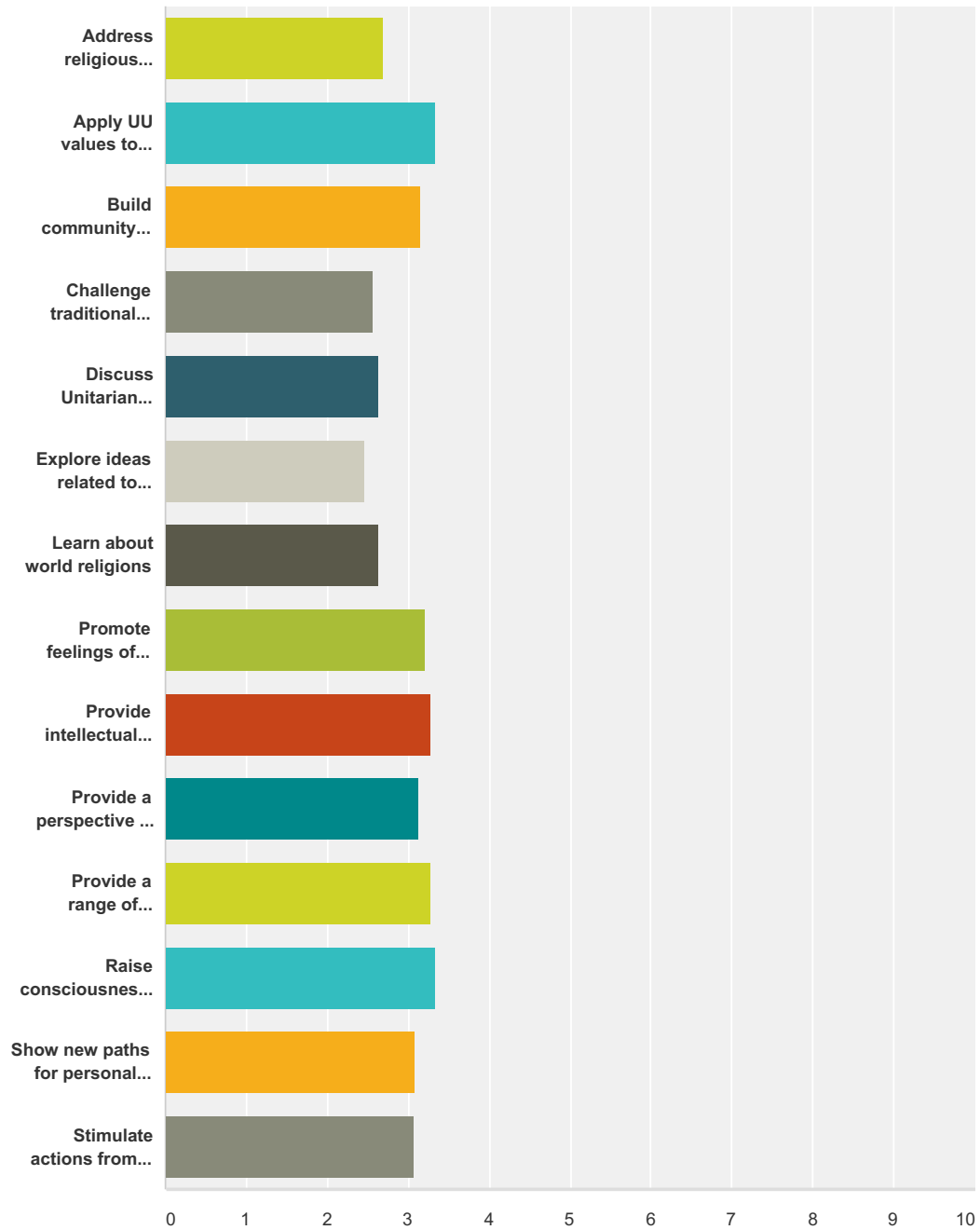
	Crucial	Significant	Modest	Of less consequence	Total	Weighted Average
Ability to inspire (speaks eloquently and effectively)	61.90% 117	37.04% 70	0.53% 1	0.53% 1	189	3.60
Creativity (ability to develop and present new ideas and methods)	32.80% 62	58.20% 110	8.47% 16	0.53% 1	189	3.23
Empathy (genuine interest in and concern about others)	64.40% 123	33.51% 64	2.09% 4	0.00% 0	191	3.62
Enthusiasm (projects high energy)	38.62% 73	45.50% 86	15.87% 30	0.00% 0	189	3.23
Humility (awareness of self-limitations)	21.16% 40	55.56% 105	21.16% 40	2.12% 4	189	2.96
Integrity (strong moral consistency, honesty)	68.42% 130	30.00% 57	1.58% 3	0.00% 0	190	3.67

UUSS Ministerial Search Congregational Survey

Professional competence (ability to communicate, empower and delegate)	58.95% 112	38.95% 74	2.11% 4	0.00% 0	190	3.57
Scholarship, intellectual depth and rigor (educated, informed, interesting)	35.60% 68	49.21% 94	14.66% 28	0.52% 1	191	3.20
Sense of humor (can laugh at self, can tell a joke)	40.63% 78	47.92% 92	9.90% 19	1.56% 3	192	3.28
Visionary leadership (ability to imagine and inspire the future)	41.27% 78	47.62% 90	8.99% 17	2.12% 4	189	3.28

Q32 Rank the following sermon objectives.

Answered: 195 Skipped: 4



	Crucial	Significant	Modest	Of less consequence	Total	Weighted Average
Address religious implications for science and current learning	17.84% 33	43.78% 81	28.11% 52	10.27% 19	185	2.69
Apply UU values to everyday life	45.03% 86	46.07% 88	7.85% 15	1.05% 2	191	3.35
Build community spirit	33.16% 63	49.47% 94	16.84% 32	0.53% 1	190	3.15

UUSS Ministerial Search Congregational Survey

Challenge traditional beliefs	12.50% 23	42.39% 78	34.24% 63	10.87% 20	184	2.57
Discuss Unitarian Universalism and UU history	14.89% 28	40.43% 76	37.77% 71	6.91% 13	188	2.63
Explore ideas related to seasonal traditions	10.75% 20	33.33% 62	47.31% 88	8.60% 16	186	2.46
Learn about world religions	12.83% 24	45.45% 85	34.76% 65	6.95% 13	187	2.64
Promote feelings of self-worth and personal dignity	40.11% 75	42.25% 79	16.04% 30	1.60% 3	187	3.21
Provide intellectual stimulation	39.57% 74	48.66% 91	11.23% 21	0.53% 1	187	3.27
Provide a perspective on interpersonal relationships and values	32.11% 61	51.58% 98	14.74% 28	1.58% 3	190	3.14
Provide a range of ethical perspectives on contemporary issues and problems	44.68% 84	41.49% 78	10.64% 20	3.19% 6	188	3.28
Raise consciousness on contemporary issues and problems	45.74% 86	42.02% 79	11.70% 22	0.53% 1	188	3.33
Show new paths for personal or spiritual growth and challenge	32.62% 61	46.52% 87	18.72% 35	2.14% 4	187	3.10
Stimulate actions from convictions	26.60% 50	55.85% 105	15.43% 29	2.13% 4	188	3.07

**Q33 What do you think makes a good
Sunday morning worship service?**

Answered: 156 Skipped: 43

**Q34 Are there particular concerns or ideas
you would like considered as we search for
a minister?**

Answered: 125 Skipped: 74